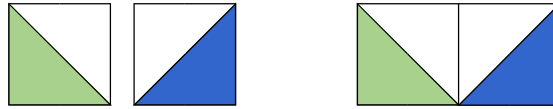


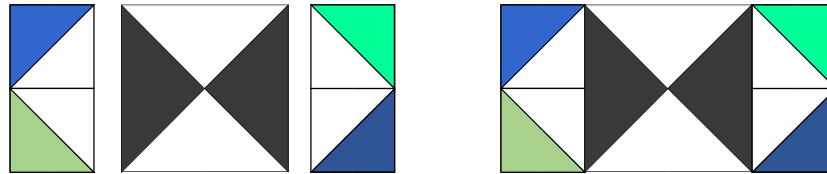
Whole Hourglass Blocks

Using 7 hourglass units ($6\frac{1}{2}'' \times 6\frac{1}{2}''$) and 28 HST units ($3\frac{1}{2}'' \times 3\frac{1}{2}''$), form 7 whole hourglass blocks ($6\frac{1}{2}'' \times 12\frac{1}{2}''$).

- a. Sew 28 HST units into 14 double HST units ($3\frac{1}{2} \times 6\frac{1}{2}''$).



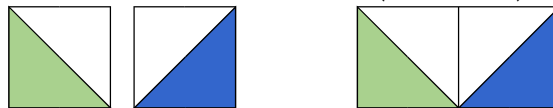
- b. Arrange units as shown below, sew together pressing seams open. Form a total of 7 whole hourglass blocks ($6\frac{1}{2}'' \times 12\frac{1}{2}''$).



Half Hourglass Blocks

Using 10 hourglass units ($6\frac{1}{2}'' \times 6\frac{1}{2}''$), 20 HST units ($3\frac{1}{2}'' \times 3\frac{1}{2}''$), and 10 fabric set B rectangles ($3\frac{1}{2}'' \times 6\frac{1}{2}''$), form 10 whole hourglass blocks ($6\frac{1}{2}'' \times 12\frac{1}{2}''$).

- a. Sew 20 HST units into 10 double HST units ($3\frac{1}{2} \times 6\frac{1}{2}''$).



- b. Arrange units as shown below, sew together pressing seams open. Form a total of 10 half hourglass blocks ($6\frac{1}{2}'' \times 12\frac{1}{2}''$).

