


Wonky Star Block 12.5"

You will need 13 squares

8 4 ½ " background 


4 5" star points 

1 4 1/2" center 


Cut star points diagonally – makes 8 triangles

Place triangles on background at angles.

Pin all 4 pairs at ¼" seam



Fold over to be sure you will end up with a 4.5" block after trimming.



Sew ¼" seam for 4 blocks along diagonal, trim and press open.



Wonky Star Block 12.5"

Place remaining triangles (4) on background at angles.

Pin all 4 pairs at $\frac{1}{4}$ " seam

Fold over to be sure you will end up with a 4.5" block after trimming.

Sew $\frac{1}{4}$ " seam for 4 blocks along diagonal, trim and press open.



Assemble squares

