


Mothertown Quilt Guild - Mystery Quilt 2014-15


Step #4 of 6 – Assemble 4-Patch Blocks




Block A



Block B

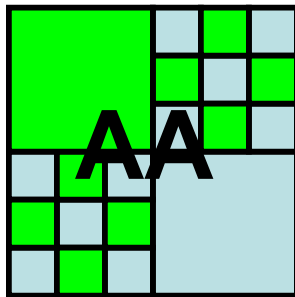


Block C




**Use 9-Patch and Triangles from Step #3
to make 4-patch blocks as follows**

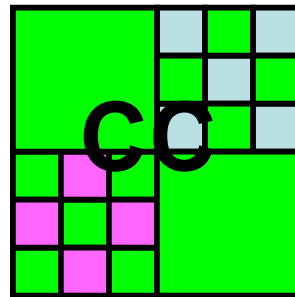
Make 3




Make 5




Make 2




Make 4




Make 7




Make 6



Make 1



Make 1



Note: Triangles are cut larger than the sides so you will need to trim.
Don't forget to allow 1/4" seam